

WESTERN MAINE CONFERENCE - 5/29/2010

5/29/2010

Meet Program

Event 1 Boys 4x800 Meter Relay

Lane	Team	Relay	Seed Time
Section 1 of 2 Finals			
1	FREE		9:20.64
2	WELL		9:36.24
3	FRYE		9:43.94
4	LRHS		9:54.48
5	GNG		10:37.00
6	TRP		11:01.24
Section 2 of 2 Finals			
1	NYA		8:38.20
2	GRE		8:39.44
3	YORK		8:56.29
4	FAL		8:56.78
5	SVHS		8:59.24
6	YARM		9:04.04

Event 2 Girls 4x800 Meter Relay

Lane	Team	Relay	Seed Time
Section 1 of 2 Finals			
1	LRHS		11:22.28
2	GNG		12:15.10
3	YARM		12:28.77
4	TRP		NT
5	WELL		NT
Section 2 of 2 Finals			
1	CAPE		10:12.24
2	GRE		10:45.24
3	YORK		10:45.99
4	FRYE		10:55.04
5	FAL		10:57.38

Event 3 Boys 110 Meter Hurdles

Lane	Name	School	Seed Time
Heat 1 of 4 Prelims			
1	Dunn, Alec	FAL	NT
2	Lawrence, Carl	SVHS	19.04
3	Smith, Travis	TRP	17.94
4	MacDonald, K	FAL	15.64
5	Bouche, Kenr	SVHS	17.64
6	Tomkinson, Za	LRHS	18.94
7	Werner, Riley	FREE	21.70
Heat 2 of 4 Prelims			
1	Castillo, Tito	SVHS	NT
2	Hayes, Parker	SVHS	19.24
3	Cyr, Jordon	FREE	18.00
4	Gelinas, Tim	YORK	16.64
5	Simonds, Stepl	TRP	17.04
6	Moats-Carpper	WELL	18.74
7	Rowe, Danny	GNG	21.10

Heat 3 of 4 Prelims

2	Streck, Anthon	SVHS	19.74
3	Martin, Tyler	YORK	18.04
4	Connaughton,	SVHS	16.64
5	Pryzant, Reid	FAL	16.84
6	Reid, Thomas	YORK	18.54
7	Wappler, Patri	NYA	20.74

Heat 4 of 4 Prelims

2	Kluge-Edward	LRHS	20.14
3	Segalla, Mike	YORK	18.24
4	Rowe, Nate	GNG	16.80
5	Dahia, Moham	NYA	16.84
6	Martin, Atenci	TRP	18.44
7	Susla, Jake	NYA	20.64

Event 4 Girls 100 Meter Hurdles

Lane	Name	School	Seed Time
Heat 1 of 4 Prelims			
1	Simonds, Laur	TRP	20.34
2	Gallagher, Bry	FREE	18.70
3	Keck, Stella	GRE	18.04
4	Lomasney, Ste	YORK	16.04
5	Sawyer, Kaley	GRE	17.94
6	Spiller, Sophie	POL	18.54
7	Meixell, Magg	NYA	19.64
Heat 2 of 4 Prelims			
1	DiPhillipo, Bri	FAL	21.14
2	Flagg, Hannah	LRHS	18.74
3	Roney, Abby	FREE	18.10
4	O'Brien, Carly	TRP	16.14
5	Peterson, Ama	GNG	17.74
6	Bando, Alexa	YORK	18.44
7	Armstrong, Ke	LRHS	19.34
Heat 3 of 4 Prelims			
1	Kuhn, Natalie	FAL	21.24
2	Birse, Darilyn	TRP	19.04
3	Balchunas, Bet	LRHS	18.16
4	Leckie, Doe	LRHS	16.54
5	Batchelder, Jes	TRP	17.34
6	Kelly, Caitlin	YORK	18.34
7	Gile, Kasandra	POL	19.23
Heat 4 of 4 Prelims			
1	Morris, Nicole	FAL	21.64
2	Pidden, Emma	YARM	19.08
3	Brackett, Kate	YARM	18.20
4	Schmitt, Jennil	WELL	17.04
5	Mazerolle, Rac	FAL	17.14
6	Wittman, Rebe	OOB	18.24
7	Walsh, Pheobe	YARM	19.10

Event 5 Boys 100 Meter Dash

Lane	Name	School	Seed Time
Heat 1 of 7 Prelims			
1	Rayder, Nick	NYA	13.34
2	Anthony, Chris	FREE	12.40
3	Rogers, Aaron	FAL	11.94
4	Chase, Cody	GNG	11.30
5	Christy, Josh	POL	11.94
6	Ockerbloom, C	TRP	12.34
7	Dagneau, Jerer	POL	13.34
8	Holmquist, Bei	GNG	NT
Heat 2 of 7 Prelims			
1	Therrien, Calla	FAL	13.44
2	Burfiend, Gran	FAL	12.44
3	Cormier, Heatf	SVHS	11.94
4	Shields, Brend	CAPE	11.34
5	Arden, Asa	YARM	11.90
6	Parenteau, Ale	GRE	12.34
7	Garnett, Jay	NYA	13.24
8	Bates, Brian	POL	NT
Heat 3 of 7 Prelims			
1	Emery, Andrew	FRYE	13.54
2	Moats-Carpper	WELL	12.44
3	Hoffman-John	FAL	11.94
4	Wegener, Will	FAL	11.34
5	Buhelt, Jacob	FAL	11.74
6	Hodgkins, Dus	WELL	12.34
7	Hatfield, Brad	POL	13.15
8	Hamilton, Con	OOB	X15.44
Heat 4 of 7 Prelims			
1	Seaver, Brett	FRYE	13.74
2	Mitchell, Ryan	TRP	12.44
3	Prugar, Aaron	YORK	12.04
4	Collet, Ryan	FREE	11.40
5	Stephens, Ranc	GNG	11.70
6	Miller, Wes	YORK	12.24
7	Chadbourne, A	WELL	13.14
8	Ashcroft, Troy	POL	14.94
Heat 5 of 7 Prelims			
1	Tremblay, Mar	CAPE	13.85
2	Eastman, Konr	POL	12.54
3	Herbein, Josh	YORK	12.14
4	Danielli, Will	GNG	11.40
5	Suvulich, Etha	GNG	11.60
6	Goodrich, Dav	FAL	12.24
7	McPheron, Bre	TRP	12.94
8	Valliere, Jeff	OOB	14.74
Heat 6 of 7 Prelims			
1	Tardif, Tucker	GRE	14.04
2	Griffiths, Rick	POL	12.54
3	Raymond, Lau	GRE	12.14
4	Davis, Lucas	YARM	11.50
5	Schrader, Erik	GNG	11.60
6	Whalen, Mike	POL	12.24
7	Tindall, Ben	FREE	12.90
8	Findlay, Glen	CAPE	14.64

WESTERN MAINE CONFERENCE - 5/29/2010

5/29/2010

Meet Program

Heat 7 of 7 (Event 5 Boys 100 Meter Dash)

1	Wright, Brian	GRE	14.24
2	Nowinski, Kyle	LRHS	12.64
3	Shaw, Anthony	LRHS	12.14
4	Watson, Mitch	SVHS	11.54
5	Thompson, Eli	SVHS	11.54
6	Tomaszewski,	WELL	12.14
7	Volta, Steven	GRE	12.84
8	Snyder, Danny	CAPE	14.64

Event 6 Girls 100 Meter Dash

LaneName	School	Seed Time
----------	--------	-----------

Heat 1 of 6 Prelims

1	Herrick, Holly	GNG	16.24
2	Schmitt, Jennil	WELL	14.64
3	Lewia, Kelsey	WELL	14.06
4	Lomasney, Ste	YORK	12.74
5	Roney, Abby	FREE	13.90
6	Michell, Ameli	WAYN	14.60
7	Hotham, Katie	GNG	16.04

Heat 2 of 6 Prelims

1	Rashed, Nadia	WELL	16.24
2	Runlett, Sage	YORK	15.04
3	Parker, Lauren	FREE	14.10
4	Peterson, Ama	GNG	12.84
5	Dole, Samanth	LRHS	13.84
6	Sirois, Shaina	FAL	14.54
7	Pingree, Sara	SVHS	16.04
8	Larrivee, Alan	GNG	NT

Heat 3 of 6 Prelims

1	Goforth, Emily	SVHS	16.34
2	Myer, Ashley	SVHS	15.14
3	Theerathampit	WELL	14.24
4	Mitchell, Emil	YORK	13.04
5	Bando, Alexa	YORK	13.84
6	Maguire, Kelse	CAPE	14.54
7	Kelley, Keryn	SVHS	16.04
8	LeClair, Blair	GNG	19.00

Heat 4 of 6 Prelims

1	Gendreau, Aly	GNG	16.44
2	Niemi, Nicole	POL	15.29
3	McKersie, Katl	GRE	14.24
4	Whitaker, Ann	GRE	13.24
5	Batchelder, Jes	TRP	13.64
6	Martin, Braclai	TRP	14.54
7	Fitch, Emily	GRE	15.94
8	Andrews, Caro	FAL	18.44

Heat 5 of 6 Prelims

1	Saffian, Eleanc	GRE	16.44
2	O'Shea, Kerry	GRE	15.44
3	Powell, Jen	POL	14.34
4	Hennessy, Sags	FRYE	13.34
5	Wentworth, Ci	FREE	13.50
6	Elston, Tanish	POL	14.49
7	Hall, Lila	GRE	15.94
8	Heinold, Raina	OOB	17.04

Heat 6 of 6 Prelims

1	Granger, Aelea	GNG	16.54
2	Curry, Molly	FREE	15.50
3	Gibson, Hilary	NYA	14.34
4	Christensen, El	GRE	13.34
5	Sansone, Mary	YARM	13.50
6	Perry, Evelyn	FAL	14.44
7	Bosworth, Elys	LRHS	15.64
8	Brown, Katie	YORK	16.74

Event 7 Boys 1600 Meter Race Walk

LaneName	School	Seed Time
----------	--------	-----------

Section 1 of 1 Finals

1	Eldridge, Sam	GNG	10.20
2	Vayo, Tyler	GNG	10.34
3	Swerdlow, Che	FAL	7:41.24
4	Campbell, Ale	FREE	8:38.90
5	Goldstein, Mat	FAL	8:46.24
6	Mixer, Duncan	SVHS	8:53.24
7	Healey, Adam	SVHS	8:53.24
8	Goldstein, Dou	NYA	8:57.44
9	Thomas, Colin	GRE	9:09.24
10	Sherburne, Zac	SVHS	9:16.44
11	Banfield, Conc	YORK	9:23.24
12	Pierce, Shawn	SVHS	10:16.24
13	Carle, Ian	YARM	11:19.70
14	Malloy, Jake	GNG	11:30.90
15	Bennett, Alan	GNG	11:48.70
16	Glenn, Zach	YARM	13:22.60
17	Tomaszewski,	WELL	NT

Event 8 Girls 1600 Meter Race Walk

LaneName	School	Seed Time
----------	--------	-----------

Section 1 of 1 Finals

1	Sevigny, Cath	YORK	9:34.94
2	Ferland, Layla	YORK	9:41.74
3	Wagner, Erica	YORK	9:48.04
4	Abramson, Sar	FAL	9:55.34
5	Harlow, Brean	GNG	9:56.24
6	Carder, Jen	SVHS	10:15.34
7	Hartwell, Cassi	SVHS	10:23.54
8	Johnston, Vane	LRHS	10:27.24
9	Robbins, Natal	GNG	10:37.24
10	Cannata, Laura	YORK	10:40.64
11	Soule, Ellie	FREE	10:42.10
12	McGrail, Caitli	YARM	10:44.88
13	Tierney, Madd	FAL	10:59.24
14	Norton, Maggi	POL	11:02.09
15	Desrosiers, Arr	FRYE	12:13.24
16	Nickerson, Me	GNG	12:15.00

Event 9 Boys 1600 Meter Run

LaneName	School	Seed Time
----------	--------	-----------

Section 1 of 4 Finals

1	McMahon, Tin	YORK	5:46.54
2	Cartier, Dave	YORK	5:46.84
3	Heins, Camero	TRP	5:49.24
4	Warnquist, Toi	YORK	5:57.24
5	Gao, Ryan	FAL	5:58.84
6	Hill, Sam	GRE	6:03.34
7	MacDonald, Ja	POL	6:05.00
8	Olsen, Eric	SVHS	6:09.24
9	Kuczek, Sebas	SVHS	6:15.24
10	Doane, Jeremy	POL	6:28.00
11	Timmons, Chri	YORK	6:29.34
12	Morrell, Cam	POL	6:35.42
13	Violette, Peter	POL	6:38.54
14	Rotondo, Alex	TRP	6:43.54
15	Pickett, Ian	POL	7:57.33
16	Albee, Ben	POL	9:50.00

Section 2 of 4 Finals

1	Schafer, Ripley	YORK	5:13.84
2	Findlay, Graha	CAPE	5:16.24
3	Madeira, John	GRE	5:17.24
4	Menz, John	CAPE	5:18.24
5	Britton, Eric	FAL	5:20.84
6	MacDougall, M	LRHS	5:22.64
7	Creasy, Matt	FREE	5:24.90
8	Cyr, Mason	FREE	5:24.90
9	Klebe, Ben	FAL	5:28.54
10	Robichaud, Th	YARM	5:28.80
11	Snow-Cronin,	GRE	5:29.14
12	Morrison, Kyle	YORK	5:30.24
13	Larivee, Sam	POL	5:32.00
14	Lehmer, Charli	FREE	5:35.00
15	Walker, Will	FAL	5:35.84
16	Zolla, Vinnie	FREE	5:36.90

Section 3 of 4 Finals

1	Finitz, Mitchel	YORK	4:51.44
2	Adan, Abukar	WAYN	4:53.00
3	McGrory, Con	FAL	4:53.14
4	Madeira, Nath	GRE	4:54.64
5	Eaton, Nick	YORK	4:54.74
6	Freeman, Silas	YORK	4:58.84
7	Guiliani, Rudy	NYA	4:59.44
8	Briggs, Henry	FAL	5:00.64
9	Young, Ben	YORK	5:01.64
10	Sandreuter, St	GRE	5:04.14
11	Kendall, Evan	NYA	5:05.04
12	Marshall, Jack	GNG	5:05.20
13	Fowler, Dylan	GNG	5:05.60
14	Jordan, Alcc	YORK	5:08.84

WESTERN MAINE CONFERENCE - 5/29/2010

5/29/2010

Meet Program

Section 4 of 4 (Event 9 Boys 1600 Meter Run)

1 Moser, Alex	YORK	4:27.04
2 Eastman, Silas	FRYE	4:36.04
3 Rees, Brigman	TRP	4:37.34
4 Follo, Timothy	FAL	4:37.84
5 Horor, Abshir	WAYN	4:39.00
6 Nee, Liam	SVHS	4:45.44
7 Woodbury, Sat	YARM	4:45.70
8 Nickerson, Ber	YARM	4:46.20
9 Douty, Reid	CAPE	4:46.24
10 Nee, Logan	SVHS	4:47.34
11 Coffin, Alex	NYA	4:47.64
12 McCann, Davi	GNG	4:48.00
13 Regan, Connor	GRE	4:48.34

Event 10 Girls 1600 Meter Run

LaneName	School	Seed Time
Section 1 of 3 Finals		
1 Sperber, Syndr	YARM	6:40.10
2 Roy, Brianna	FREE	6:41.50
3 Clyatt, Emily	TRP	6:42.74
4 Kelley, Rachel	YORK	6:48.74
5 Loboazzo, Eliza	GNG	6:49.00
6 Ezzio, Sarah	GRE	6:51.24
7 Larson, Lydia	GNG	7:03.00
8 Lewis, Amanda	LRHS	7:03.04
9 Prince, Jennife	FRYE	7:09.64
10 Carlson, Julia	LRHS	7:16.74
11 Harper, Jasmin	GNG	7:33.04
12 Miller, Jamie	FRYE	7:40.44

Section 2 of 3 Finals

1 Detert, Hillary	NYA	6:14.34
2 Sarapas, Chloe	YARM	6:17.80
3 Day, Allie	GRE	6:19.04
4 Labrecque, Ma	FAL	6:20.94
5 Pflugradt, Eliza	GNG	6:27.44
6 Sturgis-Bright,	YORK	6:29.34
7 Gibson, Hadley	NYA	6:30.34
8 Robbins, Tayla	GNG	6:31.24
9 Richmond, Ma	SVHS	6:32.24
10 DiMaria, Mari	LRHS	6:33.04
11 Fisher, Cecelia	FREE	6:33.50
12 Rowell, Carolin	FREE	6:33.60
13 Richards-Dani	YARM	6:35.10

Section 3 of 3 Finals

1 Nichols, Rache	CAPE	5:21.84
2 Swiatek, Mich	YORK	5:27.34
3 Weigel, Lindsa	YORK	5:41.34
4 Potter, Shelly	YORK	5:41.54
5 Hebson, Cathe	FAL	5:43.84
6 Evans, Mallory	YORK	5:45.94
7 Doss, Hannah	CAPE	5:47.04
8 Martin, Daniel	YORK	5:51.54
9 Black, Jacqui	LRHS	5:54.54
10 Pulito, Laura	FRYE	6:00.54
11 Plowden, Hanr	FRYE	6:01.84
12 Blake, Carolin	POL	6:09.00
13 Morris, Erin	FAL	6:10.74

Event 11 Boys 4x100 Meter Relay

LaneTeam	Relay	Seed Time
Section 1 of 2 Finals		
2 GRE		52.34
3 OOB		50.39
4 YARM		47.60
5 POL		48.54
6 NYA		51.34
Section 2 of 2 Finals		
2 YORK		46.98
3 TRP		46.54
4 FAL		45.38
5 GNG		46.30
6 SVHS		46.64
7 WELL		47.24

Event 12 Girls 4x100 Meter Relay

LaneTeam	Relay	Seed Time
Section 1 of 2 Finals		
1 SVHS		NT
2 FAL		56.68
3 YARM		56.10
4 WELL		54.90
5 POL		55.14
6 FREE		56.44
7 OOB		1:02.94
Section 2 of 2 Finals		
2 LRHS		54.58
3 TRP		54.14
4 YORK		52.08
5 GNG		53.94
6 NYA		54.54
7 GRE		54.74

Event 13 Boys 400 Meter Dash

LaneName	School	Seed Time
Section 1 of 6 Finals		
2 Wync, Dakota	POL	1:13.81
3 McCann, Jame	LRHS	1:07.24
4 Mohamud, Mo	WAYN	1:05.00
5 Tucci, Casey	OOB	1:07.14
6 Bell, Eric	POL	1:12.00
7 Rhoda, Dylan	OOB	1:14.04
Section 2 of 6 Finals		
2 Grant, Curtis	SVHS	1:04.94
3 Zuckerman, M	FAL	1:02.44
4 Barksdale, San	CAPE	1:01.24
5 Haugh, Tristan	WELL	1:01.34
6 Nathanson, Eri	WAYN	1:04.00
Section 3 of 6 Finals		
2 Williams, Nath	POL	1:00.00
3 Wang, Bill	WELL	59.69
4 Wajler, Robin	WAYN	59.50
5 Drouin, Jonath	YARM	59.60
6 Russell, Kevin	YARM	59.70
7 Sprague, Jeff	SVHS	1:00.24

Section 4 of 6 Finals

1 Eastman, Kyle	POL	59.00
2 Brescia, Domii	FREE	58.50
3 Tucci, David	LRHS	58.34
4 Boucher, Miles	FREE	58.00
5 Watson, Nate	SVHS	58.14
6 Gleason-Hart, l	SVHS	58.44
7 Twohig, Ryan	YORK	58.94
8 Eastman, Seth	FRYE	59.14

Section 5 of 6 Finals

1 Vogel, Joe	YORK	57.44
2 Pfeffer, Nate	FREE	56.80
3 Trantina, Paul	CAPE	56.44
4 Moulton, Garr	WELL	55.51
5 Polewaczyk, Ji	FAL	56.04
6 Kolkin, Nick	NYA	56.54
7 Prescott, Brian	FAL	56.84
8 Peterson, Andr	POL	57.75

Section 6 of 6 Finals

1 Suvulich, Etha	GNG	54.71
2 Brooks, Josh	YORK	54.34
3 Ray, Ethan	GNG	53.20
4 Wegener, Will	FAL	52.34
5 Ayer, Nigel	TRP	52.74
6 Gardner, Mich	FAL	53.44
7 Saucier, Taylor	FREE	54.50
8 Twohig, Pierce	YORK	55.44

Event 14 Girls 400 Meter Dash

LaneName	School	Seed Time
Section 1 of 3 Finals		
2 McLaughlin, K	OOB	NT
3 Martelle, Frean	GRE	1:19.84
4 Lewia, Emily	WELL	1:19.44
5 Brigham, Tori	CAPE	1:19.84
6 Rand, Emily	FAL	NT
7 Mitaly, Jessica	GNG	NT
Section 2 of 3 Finals		
1 Rashed, Sarah	WELL	1:13.04
2 Webster, Amy	FAL	1:12.54
3 Tewksbury, Sa	YORK	1:11.24
4 Sawyer, Claire	GRE	1:09.64
5 Brown, Kaylon	FREE	1:10.60
6 Audet, Liz	GNG	1:11.44
7 Schnier, Gabrie	WAYN	1:13.00
8 Dixey, Cassie	WELL	1:16.44
Section 3 of 3 Finals		
1 Tremblay, Mar	CAPE	1:09.24
2 Giggey, Aman	GNG	1:07.54
3 Lambrecht, M	TRP	1:03.54
4 Perkins, Hanne	LRHS	1:02.44
5 Lobley, Kendr	POL	1:02.84
6 Wilson, Jessic	GRE	1:04.84
7 Mannette, Jena	FAL	1:09.14
8 Beaulieu, And	YORK	1:09.44

WESTERN MAINE CONFERENCE - 5/29/2010

5/29/2010

Meet Program

Event 15 Boys 300 Meter Hurdles

Lane	Name	School	Seed Time
------	------	--------	-----------

Section 1 of 4 Finals

1	Dunn, Alec	FAL	NT
2	Rowe, Danny	GNG	56.20
3	Kluge-Edward	LRHS	53.94
4	Kelsey, Turner	NYA	52.54
5	Martin, Dan	YORK	52.94
6	Hanel, Jesse	GNG	54.10
7	Werner, Riley	FREE	57.90

Section 2 of 4 Finals

1	Dudley, Collin	POL	50.24
2	Hayes, Parker	SVHS	49.54
3	Perrier Jr, Ryan	YARM	48.20
4	Hayes, Mark	SVHS	47.74
5	Lawrence, Carl	SVHS	48.14
6	Ryan, Shane	YARM	49.10
7	Bagdon, Josh	GNG	50.00
8	Susla, Jake	NYA	51.54

Section 3 of 4 Finals

1	Castillo, Tito	SVHS	47.04
2	Smith, Travis	TRP	46.34
3	Emery, Isaac	GRE	45.04
4	Martin, Atenci	TRP	44.64
5	Tomkinson, Za	LRHS	44.94
6	Hovey, Justin	FAL	45.84
7	Molina, Jeffrey	TRP	46.54
8	Cyr, Jordon	FREE	47.10

Section 4 of 4 Finals

1	Bouchey, Kenr	SVHS	44.34
2	Dahia, Moham	NYA	43.64
3	Simonds, Stepl	TRP	43.04
4	MacDonald, K	FAL	41.44
5	Rowe, Nate	GNG	43.00
6	Connaughton,	SVHS	43.24
7	Segalla, Mike	YORK	43.94
8	Reid, Thomas	YORK	44.44

Event 16 Girls 300 Meter Hurdles

Lane	Name	School	Seed Time
------	------	--------	-----------

Section 1 of 4 Finals

2	Michell, Ameli	WAYN	2:36.00
3	Walsh, Pheobe	YARM	1:03.59
4	Kugelman, Lea	LRHS	59.14
5	Flagg, Hannah	LRHS	1:00.04
6	Lafrance-Arms	OOB	1:06.94

Section 2 of 4 Finals

2	Greenwood, St	FAL	56.84
3	Day, Amber	SVHS	56.14
4	LaBonte, Addi	YORK	55.34
5	Foye, Ryleigh	TRP	55.84
6	Pidden, Emma	YARM	56.30
7	Gile, Kasandra	POL	57.19

Section 3 of 4 Finals

1	Birse, Darilyn	TRP	54.24
2	Crowley, Meag	GRE	54.04
3	Gallagher, Bryn	FREE	53.00
4	Pierce, Daniell	SVHS	51.54
5	Meixell, Magg	NYA	52.74
6	Roney, Abby	FREE	53.80
7	Morrone, Eliza	GRE	54.04
8	Brackett, Kate	YARM	55.30

Section 4 of 4 Finals

1	Downey, Maev	SVHS	50.84
2	Bewsey, Hanni	NYA	50.24
3	Lomasney, Stej	YORK	49.84
4	Turton, Emma	POL	48.34
5	Leckie, Doe	LRHS	49.64
6	Gullikson, Jam	FRYE	50.24
7	Turner, Jasmin	GNG	50.64
8	Kelly, Caitlin	YORK	51.44

Event 17 Boys 800 Meter Run

Lane	Name	School	Seed Time
------	------	--------	-----------

Section 1 of 4 Finals

1	Fitch, Matt	GRE	2:32.44
2	Fulton, David	FRYE	2:32.64
3	Larson, Lee	FAL	2:33.04
4	Zolla, Vinnie	FREE	2:35.00
5	Brown, Haydei	YORK	2:39.60
6	Childs, Devyn	TRP	2:43.04
7	McCann, Jame	LRHS	2:45.04
8	Lannon, Sean	FAL	3:01.34
10	McGrath-Holm	GNG	NT
11	Conroy, Kevin	FAL	NT
12	Galante, Joe	YORK	NT

Section 2 of 4 Finals

1	Walker, Sam	FAL	2:19.75
2	Aicher, Toby	FAL	2:19.84
3	Menz, John	CAPE	2:20.84
4	Bird, Andrew	YORK	2:21.34
5	LeBorgne, Luc	SVHS	2:22.24
6	Snowdon, Ben	FAL	2:22.94
7	Marshall, Jack	GNG	2:23.50
8	Grigel, Kyle	FAL	2:23.64
9	Downs, Justin	SVHS	2:24.74
10	Trusty-Belisle,	LRHS	2:25.84
11	Zuckerman, Jo	FAL	2:28.94
12	Wiswell, Josh	TRP	2:30.34
13	Marshall, Danr	GNG	2:30.80
14	Bishop, Joshua	SVHS	2:31.24
15	Sobel, Max	WAYN	2:32.00

Section 3 of 4 Finals

1	Ledman, Leo	CAPE	2:12.64
2	Gerchman, Loj	FRYE	2:12.84
3	Douty, Reid	CAPE	2:13.14
4	Solter, Christo	FRYE	2:13.44
5	Gleason-Hart, l	SVHS	2:14.44
6	Watson, Nate	SVHS	2:15.74
7	Adan, Abukar	WAYN	2:16.00
8	Edmonds, Tho	FAL	2:16.64
9	Bowden, Patric	GRE	2:17.14
10	McPherson, Gr	NYA	2:17.34
11	Hummiston, R	TRP	2:17.44
12	Woodbury, Sar	YARM	2:17.99
13	Sobel, Eli	WAYN	2:18.00
14	Hunter, Andre	GRE	2:18.04
15	Bruni, Sam	FAL	2:18.74

Section 4 of 4 Finals

1	McCauley, Ma	GRE	1:53.64
2	Herbein, Dan	YORK	2:03.84
3	Dahia, Asad	NYA	2:05.54
4	Bartlett, Will	GNG	2:05.60
5	Nickerson, Ber	YARM	2:06.00
6	Serunian, Mike	FAL	2:06.64
7	Taylor, Nestor	GRE	2:07.54
8	Knudsen, Dillc	LRHS	2:08.64
9	Regan, Connor	GRE	2:08.84
10	Nee, Logan	SVHS	2:08.94
11	Horor, Abshir	WAYN	2:09.00
12	Jalali, Azad	FAL	2:09.24
13	Nee, Liam	SVHS	2:10.24
14	Finitz, Mitchel	YORK	2:11.94
15	Rasche, Tom	YORK	2:12.44
16	Price, Logan	GRE	NT

Event 18 Girls 800 Meter Run

Lane	Name	School	Seed Time
------	------	--------	-----------

Section 1 of 3 Finals

1	Donovan, Call	FAL	3:02.24
2	Sperber, Syndr	YARM	3:02.50
3	Boria-Meyer, M	YORK	3:02.54
4	Hill, Emily	GRE	3:03.24
5	Despins, Mich	GNG	3:03.94
6	Brown, Kaylon	FREE	3:06.20
7	Clyatt, Emily	TRP	3:11.64
8	Kluge-Edward	LRHS	3:18.94
9	Foster, Maggie	YORK	3:19.74
10	MacLeod, Car	YARM	3:20.70
11	Vienneau-Hath	WELL	3:24.24
12	Niemy, Galina	LRHS	3:50.44
13	Sawyer, Emily	GNG	NT

WESTERN MAINE CONFERENCE - 5/29/2010

5/29/2010

Meet Program

Section 2 of 3 (Event 18 Girls 800 Meter Run)

1	Palombo, Meg	FAL	2:43.34
2	Plowden, Hanr	FRYE	2:43.34
3	Maine, Anna	GRE	2:43.44
4	Gibson, Hadley	NYA	2:46.24
5	Macomber, Eil	TRP	2:51.04
6	Fitzpatrick, Sh	GRE	2:53.04
7	Rand, Allison	FAL	2:54.04
8	Meeker, Maud	LRHS	2:54.14
9	Hodgkins, Cec	GRE	2:54.24
10	Longcope, Emi	WAYN	2:57.00
11	Eaton, Alanna	YORK	2:59.24
12	Gregory, Britta	CAPE	2:59.84
13	Ferland, Liz	YORK	3:00.24
14	McMonagle, H	GRE	3:01.24
15	Rowell, Carolu	FREE	3:01.80

Section 3 of 3 Finals

1	Brown, Rachel	FAL	2:25.44
2	Lobley, Kendra	POL	2:25.86
3	Swiatek, Mich	YORK	2:26.04
4	Schad, Sara	GRE	2:27.84
5	D'Alfonso, Fra	FAL	2:33.34
6	Fitch, Sarah	GRE	2:34.24
7	Tierney, Cathe	CAPE	2:37.14
8	Boutin, Moniq	YORK	2:37.24
9	MacGillivray, I	FRYE	2:37.24
10	Gile, Miranda	POL	2:40.00
11	Drummond, El	TRP	2:40.14
12	Pulito, Laura	FRYE	2:41.64
13	Goyetche, Real	YORK	2:41.94
14	Edwards, Kelly	FREE	2:42.10
15	Eaton, Briana	YORK	2:43.04

Event 19 Boys 200 Meter Dash

Lane	Name	School	Seed Time
------	------	--------	-----------

Section 1 of 9 Finals

3	Brescia, Domii	FREE	NT
4	Fortin, Justin	GNG	32.70
5	Lizotte, Forest	FREE	34.90
6	Marsanskis, Vi	FAL	NT

Section 2 of 9 Finals

2	Pelzer, Rudy	CAPE	31.74
3	Clark, Doug	FAL	31.54
4	Smith, Everett	SVHS	31.24
5	Kane, Sam	FAL	31.34
6	deWolf, Andre	FAL	31.64
7	Clark, Sam	FAL	32.54

Section 3 of 9 Finals

1	Seaver, Brett	FRYE	29.44
2	Archembault, J	GNG	29.10
3	Nowinski, Kyla	LRHS	28.54
4	Conway, Josep	FAL	28.24
5	Soucy, Dillon	POL	28.31
6	Emery, Andre	FRYE	28.94
7	Jipson, Brando	GNG	29.20
8	Lamoureux, St	FAL	29.44

Section 4 of 9 Finals

1	Moran, Evan	GNG	27.87
2	Hayes, Will	FAL	27.74
3	Rayder, Nick	NYA	27.64
4	Volta, Steven	GRE	27.44
5	Nuzzi, Mties	GRE	27.64
6	Filius, Greg	YORK	27.74
7	Donnelly, Keeç	GRE	27.84
8	DeSimone, Joh	FAL	28.04

Section 5 of 9 Finals

1	Tremblay, Mar	CAPE	27.24
2	Barksdale, San	CAPE	27.24
3	Frisbee, Gavin	TRP	26.84
4	Greenleaf, Jon	GNG	26.60
5	Jackson, Cotte	YARM	26.80
6	Tindall, Ben	FREE	26.90
7	Kelsey, Turner	NYA	27.24
8	Vickerson, Josl	GNG	27.40

Section 6 of 9 Finals

1	Russell, Kevin	YARM	26.46
2	Eastman, Seth	FRYE	26.24
3	Bald, Zach	YORK	26.04
4	Eastman, Konr	POL	25.94
5	Christy, Josh	POL	25.94
6	McPheron, Bre	TRP	26.14
7	Carr, Hudson	FAL	26.34
8	Tuttle, Bruce	FAL	26.54

Section 7 of 9 Finals

1	Lundvik, Rasn	LRHS	25.74
2	Perkins, Garret	WELL	25.64
3	Eastman, Kyle	POL	25.54
4	Watson, Mitch	SVHS	24.94
5	Raymond, Lau	GRE	25.04
6	Trantina, Paul	CAPE	25.54
7	Greenleaf, Jost	GNG	25.70
8	Hanscom, Chri	POL	25.84

Section 8 of 9 Finals

1	Anthony, Chris	FREE	24.80
2	Prugar, Aaron	YORK	24.64
3	Hodgkins, Dus	WELL	24.54
4	Davis, Lucas	YARM	24.30
5	Miklovich, Sar	GNG	24.50
6	Tomaszewski,	WELL	24.64
7	Miller, Wes	YORK	24.74
8	Cormier, Heatl	SVHS	24.94

Section 9 of 9 Finals

1	Buhelt, Jacob	FAL	24.14
2	Herbein, Josh	YORK	23.94
3	Collins, Micha	TRP	23.74
4	Danielli, Will	GNG	23.30
5	Wegener, Will	FAL	23.64
6	Thompson, Eli	SVHS	23.94
7	Gelinas, Tim	YORK	24.14
8	Schrader, Erik	GNG	24.20

Event 20 Girls 200 Meter Dash

Lane	Name	School	Seed Time
------	------	--------	-----------

Section 1 of 6 Finals

3	Bennett, Sarah	FAL	35.24
4	Guerra, Maria	FAL	33.84
5	Goulette, Rene	FAL	34.64
6	Powell, Grace	GNG	35.30

Section 2 of 6 Finals

2	Ascanio, Jamic	FAL	33.64
3	Wilbur, Taylor	GNG	33.24
4	Howard, Rina	TRP	32.84
5	Labrecque, Kri	GNG	32.94
6	Simmons, Hay	FAL	33.34

Section 3 of 6 Finals

1	Rodrigues, Car	YORK	32.45
2	Mucci, Haley	FAL	32.24
3	Doughty, Ellen	FREE	31.80
4	Maguire, Kelse	CAPE	31.54
5	Nalamalapu, D	FAL	31.64
6	Adelman, Kayl	FAL	32.14
7	Welch, Bryann	WELL	32.44
8	Hawkes, Melis	TRP	32.84

Section 4 of 6 Finals

1	Ewen, Kayte	GRE	31.34
2	Niemi, Nicole	POL	30.46
3	Spencer, Haley	YORK	30.14
4	Bonnevie, Abb	GRE	29.94
5	Day, Amber	SVHS	29.94
6	Andle, Zoe	FAL	30.24
7	Barra, Veronik	WELL	30.74
8	Severence, Pai	GNG	31.50

Section 5 of 6 Finals

1	McKersie, Katl	GRE	29.54
2	Huntress, Kase	LRHS	29.44
3	Dole, Samanth	LRHS	28.84
4	Pierce, Daniell	SVHS	28.74
5	Christensen, Ei	GRE	28.84
6	Theerathampit	WELL	28.84
7	Downey, Maev	SVHS	29.54
8	Tremblay, Mar	CAPE	29.64

Section 6 of 6 Finals

1	LaBonte, Addi	YORK	28.54
2	Wentworth, Ci	FREE	28.50
3	Hennessy, Sag	FRYE	26.74
4	Peterson, Ama	GNG	26.14
5	Mitchell, Emil	YORK	26.64
6	Turton, Emma	POL	27.14
7	Batchelder, Jes	TRP	28.54
8	Lewia, Kelsey	WELL	28.55

WESTERN MAINE CONFERENCE - 5/29/2010

5/29/2010

Meet Program

Event 21 Boys 3200 Meter Run

Lane	Name	School	Seed Time
Section 1 of 2 Finals			
1	Finitz, Mitchel	YORK	11:00.34
2	Currie, James	GRE	11:15.24
3	Letourneau, Bc	POL	12:00.00
4	Sweet, Nick	FREE	12:23.30
5	Fowler, Dylan	GNG	12:25.50
6	Harmer, Cam	GNG	12:35.00
7	Carlson, Andre	LRHS	12:36.54
8	Skorapa, Victo	FREE	13:06.00
9	Drouin, Jonath	YARM	13:12.00
10	Kapner, Samuc	YARM	13:35.00
11	Patcl, Raj	TRP	14:31.04
12	Rogers, Nick	GNG	NT
13	Eaton, Nick	YORK	NT
14	Tomaszewski,	WELL	11.15

Section 2 of 2 Finals

2	Sterling, Henry	NYA	9:33.34
3	Moser, Alex	YORK	9:53.24
4	Hall, Kenedi	FRYE	10:13.24
5	Follo, Timothy	FAL	10:17.44
6	Brigham, Peter	CAPE	10:35.24
7	Regan, Cam	NYA	10:38.94
8	Hemphill, Eric	FAL	10:39.24
9	Schaffer, Ben	GNG	10:46.90
10	Lake, John	FAL	10:53.74
11	Loughlin, Hen	FREE	10:55.30
12	Guiliani, Rudy	NYA	10:58.24

Event 22 Girls 3200 Meter Run

Lane	Name	School	Seed Time
Section 1 of 1 Finals			
1	Barton, Kelsey	CAPE	11:56.64
2	Weigel, Lindsa	YORK	12:24.94
3	Potter, Shelly	YORK	12:25.14
4	Lobley, Kendra	POL	12:35.00
5	Boutin, Moniq	YORK	12:39.94
6	Parrish, Maggi	FAL	12:40.84
7	Hebson, Cathe	FAL	12:43.34
8	Inhorn, Emma	CAPE	12:45.24
9	Black, Jacqui	LRHS	12:46.14
10	Boutin, Nina	YORK	13:17.54
11	Detert, Hillary	NYA	13:36.04
12	Berman, Lydia	CAPE	13:37.04
13	Robbins, Tayla	GNG	14:15.84
14	Pflugradt, Eliz	GNG	14:19.24
15	Hurd, Eleanor	YARM	17:30.20

Event 23 Boys 4x400 Meter Relay

Lane	Team	Relay	Seed Time
Section 1 of 2 Finals			
1	YARM		4:03.50
2	LRHS		3:54.38
3	WELL		3:53.14
4	FRYE		3:50.94
5	FREE		3:52.24
6	CAPE		3:53.14
7	POL		3:55.00
Section 2 of 2 Finals			
1	SVHS		3:44.04
2	YORK		3:40.38
3	FAL		3:39.98
4	GRE		3:39.64
5	NYA		3:39.74
6	GNG		3:40.07
7	TRP		3:40.84

Event 24 Girls 4x400 Meter Relay

Lane	Team	Relay	Seed Time
Section 1 of 2 Finals			
1	SVHS		NT
2	WELL		5:16.60
3	GNG		4:50.60
4	LRHS		4:43.78
5	FRYE		4:46.24
6	FREE		4:55.64
7	YARM		NT
Section 2 of 2 Finals			
1	TRP		4:37.64
2	CAPE		4:33.64
3	YORK		4:30.98
4	GRE		4:27.14
5	POL		4:30.00
6	NYA		4:32.54
7	FAL		4:35.28

Event 65 Girls High Jump

Pos	Name	School	Seed Mark
Flight 1 of 1 Finals			
1	White, Rachel	YARM	4-00.00
2	Barlow, Aman	FAL	4-04.00
3	Robbins, Natal	GNG	4-04.00
4	Martin, Braclai	TRP	4-04.00
5	Hancock, Sydn	LRHS	4-04.00
6	Flagg, Hannah	LRHS	4-04.00
7	Lomasney, Asl	YORK	4-04.00
8	Gile, Miranda	POL	4-06.00
9	Harlow, Brean	GNG	4-06.00
10	Morton, Corey	LRHS	4-08.00
11	Turner, Jasmin	GNG	4-08.00
12	Theerathampit	WELL	4-08.00
13	Stier, Maeve	NYA	4-10.00
14	Sawyer, Kaley	GRE	4-10.00
15	Souza, Kathlee	FRYE	5-00.00
16	Swietek, Ali	YORK	5-02.00
17	Bewsey, Hann	NYA	5-03.50

Event 66 Boys High Jump

Pos	Name	School	Seed Mark
Flight 1 of 1 Finals			
1	Adams, Eddie	POL	4-06.00
2	Roukey, Andy	FAL	5-00.00
3	Townsend, Ed	FAL	5-02.00
4	Maker, Elliott	LRHS	5-02.00
5	Locke, Eli	GNG	5-02.00
6	Bagdon, Josh	GNG	5-02.00
7	Lundvik, Rasr	LRHS	5-02.00
8	Rayder, Nick	NYA	5-02.00
9	Hardy, Thomas	SVHS	5-02.00
10	Mohamed, Abc	WAYN	5-02.00
11	Jamison, Tom	LRHS	5-04.00
12	Dudley, Collin	POL	5-04.00
13	Estes, Brad	SVHS	5-04.00
14	Martin, Atenci	TRP	5-04.00
15	Christy, Josh	POL	5-06.00
16	Tartre, Ryan	FAL	5-06.00
17	Moulton, Garr	WELL	5-06.00
18	Molina, Jeffrey	TRP	5-06.00
19	Moats-Carpper	WELL	5-06.00
20	O'Conner, Mik	YORK	5-08.00
21	Arden, Asa	YARM	5-08.00
22	Davis, Lucas	YARM	5-08.00
23	Masury, Ned	TRP	5-08.00
24	Bennett, Nick	GNG	5-08.00
25	Watson, Mitch	SVHS	5-08.00
26	Herbein, Dan	YORK	5-10.00
27	Foster, Nathan	SVHS	5-10.00
28	Storey, Tanner	GRE	6-02.00
29	Martin, Tyler	YORK	6-02.00
30	York, Matt	POL	6-05.00

Event 67 Girls Long Jump

Pos	Name	School	Seed Mark
Flight 1 of 4 Finals			
1	Lyons, Nistelle	SVHS	7-11.00
2	Foy, Caty	SVHS	10-04.25
3	MacLeod, Car	YARM	10-04.50
4	Turner, Baylee	GNG	10-10.50
5	Rice, Ashley	GNG	11-00.75
6	Willwerth, Har	GRE	11-01.00
7	Leighton, Emil	CAPE	11-02.00
8	Hersom, Katie	GNG	11-09.50
9	Hilliard, Jessic	GNG	11-11.75
10	Bosworth, Elys	LRHS	12-00.00
11	Tourigney, Col	YORK	12-00.00

WESTERN MAINE CONFERENCE - 5/29/2010

5/29/2010

Meet Program

Flight 2 of 4 (Event 67 Girls Long Jump)

1	Joy, Gabi	SVHS	12-02.50
2	Bottomley, De	CAPE	12-06.00
3	White, Beth	YARM	12-07.00
4	Bass, Lexi	CAPE	12-08.00
5	Mannette, Jena	FAL	12-08.50
6	Hartwell, Cassi	SVHS	12-09.25
7	Day, Amber	SVHS	12-11.00
8	Jordan, Nicole	GRE	12-11.00
9	Richards-Dani	YARM	12-11.75
10	Postma, Nienk	LRHS	13-02.25
11	Maine, Julia	GRE	13-04.00

Flight 3 of 4 Finals

1	Darnell, Taylor	GNG	13-06.00
2	Goyetche, Real	YORK	13-06.00
3	Schmitt, Jennif	WELL	13-06.00
4	Bradley, Magg	GRE	13-08.00
5	Michell, Ameli	WAYN	13-09.00
6	Hennesty, Sags	FRYE	13-09.00
7	Dunfey, Skyler	CAPE	13-09.00
8	Doyle, Jackie	FAL	13-10.00
9	Swietek, Ali	YORK	13-11.00
10	Powell, Jen	POL	14-00.00
11	Kiyanyitsa, Eler	GNG	14-00.00

Flight 4 of 4 Finals

1	Zahares, Steph	OOB	14-02.50
2	Lewia, Kelsey	WELL	14-03.50
3	Powers, Bethar	GRE	14-04.00
4	Perry, Evelyn	FAL	14-04.50
5	Gibson, Hilary	NYA	14-08.00
6	Spiller, Sophie	POL	14-08.50
7	Whitaker, Ann	GRE	14-09.50
8	Stier, Maeve	NYA	15-03.50
9	Crowley, Meag	GRE	15-05.50
10	O'Brien, Carly	TRP	15-10.50
11	Mitchell, Emil	YORK	16-00.00

Event 68 Boys Long Jump

Pos	Name	School	Seed	Mark
Flight 1 of 4 Finals				
1	Brownell, Casc	WELL	ND	
2	Emery, Andrew	FRYE	12-06.00	
3	Seaver, Brett	FRYE	13-00.50	
4	Koenigs, Cristi	OOB	13-04.00	
5	Glenn, Zach	YARM	13-05.50	
6	Nathanson, Eri	WAYN	13-10.00	
7	Mohamed, Abu	WAYN	14-00.00	
8	Roche, Sean	WELL	15-01.00	
9	Haugh, Tristan	WELL	15-03.00	
10	King, Caleb	GRE	15-05.00	

Flight 2 of 4 Finals

1	Nuttall, Shawn	YORK	15-09.50
2	Witcox, Luke	GRE	15-10.00
3	Janick, Thoma	CAPE	16-02.00
4	Donovan, Matt	CAPE	16-04.00
5	Goodrich, Don	YORK	16-04.75
6	Wilson, Nick	CAPE	16-07.00
7	Bartlett, Zack	LRHS	16-11.00
8	Hallowell, Zac	YORK	17-00.00
9	Miklovich, Sar	GNG	17-00.50
10	Benson, Joshu	SVHS	17-00.50

Flight 3 of 4 Finals

1	Foster, Nathan	SVHS	17-02.00
2	Wajler, Robin	WAYN	17-02.00
3	Goodrich, Dav	FAL	17-03.00
4	Sugino, Ryo	LRHS	17-04.00
5	Shaw, Anthony	LRHS	17-05.00
6	Martin, Tyler	YORK	17-08.50
7	Simonds, Stepl	TRP	17-10.00
8	Locke, Eli	GNG	17-10.50
9	Benvie, Tyler	SVHS	17-11.00
10	Ngoal, Bill	WAYN	18-02.00

Flight 4 of 4 Finals

1	McKenna, Sea	YORK	18-04.25
2	Rogers, Aaron	FAL	18-05.00
3	Pryzant, Reid	FAL	18-06.00
4	Arden, Asa	YARM	18-08.00
5	Ayer, Nigel	TRP	18-09.75
6	Hoffman-John	FAL	18-10.50
7	Whalen, Tony	POL	19-03.00
8	Dahia, Moham	NYA	19-05.00
9	Shields, Brend	CAPE	19-05.00
10	York, Matt	POL	20-08.00

Event 69 Girls Triple Jump

Pos	Name	School	Seed	Mark
-----	------	--------	------	------

Flight 1 of 2 Finals

1	Bosworth, Elys	LRHS	25-06.00
2	Hersom, Katie	GNG	25-10.00
3	Audet, Liz	GNG	26-01.00
4	Marin, Elsa	NYA	26-07.00
5	White, Beth	YARM	26-11.50
6	Flagg, Hannah	LRHS	27-01.00
7	Kiyanyitsa, Eler	GNG	27-01.50
8	Beaulieu, Andr	YORK	27-03.50
9	Spencer, Haley	YORK	27-10.00

Flight 2 of 2 Finals

1	Richmond, Ma	SVHS	28-09.00
2	Whitaker, Ann	GRE	28-11.25
3	Rand, Emily	FAL	29-08.50
4	Sawyer, Kaley	GRE	29-10.50
5	Fiorentino, Eli	YORK	30-00.00
6	Spiller, Sophie	POL	31-09.00
7	Downey, Maev	SVHS	31-10.00
8	Dunfey, Skyler	CAPE	31-10.00
9	O'Brien, Carly	TRP	31-11.50
10	Crowley, Meag	GRE	33-05.50

Event 70 Boys Triple Jump

Pos	Name	School	Seed	Mark
-----	------	--------	------	------

Flight 1 of 3 Finals

1	Favreau, Sam	FAL	28-10.25
2	Robichaud, Th	YARM	31-02.50
3	McKenna, Bail	YORK	31-11.00
4	Roche, Sean	WELL	32-02.00
5	LeBlanc, Bran	YORK	33-03.00
6	Russell, Kevin	YARM	33-11.00
7	Tartre, Ryan	FAL	34-05.50
8	Kent, Nick	WELL	34-07.50
9	Locke, Eli	GNG	35-07.75

Flight 2 of 3 Finals

1	Hallowell, Zac	YORK	35-09.50
2	Benvie, Tyler	SVHS	35-11.00
3	Hanscom, Chri	POL	36-00.00
4	McKenna, Sea	YORK	36-00.00
5	Whalen, Mike	POL	36-00.00
6	Foster, Nathan	SVHS	36-03.00
7	Ayers, Ryan	CAPE	36-05.00
8	Whalen, Tony	POL	36-08.00
9	Dahia, Asad	NYA	36-10.00
10	Herbein, Dan	YORK	36-11.00

Flight 3 of 3 Finals

1	Tomkinson, Za	LRHS	37-03.00
2	Jamison, Tom	LRHS	37-03.00
3	Goda, Brian	TRP	37-06.50
4	Pryzant, Reid	FAL	37-08.00
5	Molina, Jeffrey	TRP	37-08.00
6	Benson, Joshu	SVHS	37-08.50
7	Sugino, Ryo	LRHS	38-03.50
8	Martin, Atenci	TRP	38-10.00
9	York, Matt	POL	41-06.00
10	Shields, Brend	CAPE	42-03.50

Event 71 Girls Javelin Throw

Pos	Name	School	Seed	Mark
-----	------	--------	------	------

Flight 1 of 5 Finals

1	Copp, Morgan	POL	113-00
2	Gearin, Michel	YORK	104-05
3	O'Reilly, Alex	NYA	94-09
4	Calnan, Jessica	YORK	92-02
5	Johnson, Ally	YORK	90-06
6	Frisbee, Hailey	TRP	88-10
7	Campbell, Mic	GRE	87-08
8	Gushee-Kimba	FRYE	85-08.50
9	Wallingford, K	POL	85-00
10	Rogers, Jaime	NYA	82-05

WESTERN MAINE CONFERENCE - 5/29/2010

5/29/2010

Meet Program

Flight 2 of 5 (Event 71 Girls Javelin Throw)

1	Cyr, Cyrina	LRHS	81-01
2	Leavitt, Sierra	LRHS	78-06
3	Eldridge, Kiers	LRHS	78-04
4	Keck, Stella	GRE	77-11
5	Hagerty, Maria	YARM	76-10
6	Balchunas, Bet	LRHS	75-03
7	Sparks, Kate	FAL	74-01
8	Marin, Elsa	NYA	73-05
9	Petersen, Ellee	SVHS	72-11
10	Schwartz, Allis	FAL	72-04

Flight 3 of 5 Finals

1	Bottomley, De	CAPE	71-06
2	Hook, Molly	SVHS	71-04
3	McLaughlin, K	OOB	70-08
4	Banks, Sara	SVHS	70-08
5	Hachborn, Lia	NYA	70-04
6	Oberg, Nina	GRE	69-09
7	Sanborn, Tricia	YORK	68-03
8	Sansone, Mary	YARM	67-06
9	Detroy, Emily	GNG	67-00
10	McGrail, Mary	YARM	64-02

Flight 4 of 5 Finals

1	Kimball, Amar	GNG	63-08
2	Hudson, Haley	WELL	63-07.25
3	Davol, Samant	GNG	62-11
4	Barra, Veronik	WELL	62-00.50
5	Scott, Desiree	SVHS	61-06.50
6	Thompson, Eli	YARM	61-06
7	Bushie, Heath	OOB	57-02
8	Paradise, Matti	WELL	55-11
9	Laverriere, Sar	OOB	53-03
10	Cary, Nicole	POL	52-00

Flight 5 of 5 Finals

1	Wiley, Mary	GNG	51-07
2	Montgomery, I	SVHS	51-02
3	Rottari, Leah	GNG	49-01
4	Kirkland, Susa	GNG	47-03
5	Lambert, Dana	CAPE	46-01
6	Yim, Nicole	CAPE	42-03
7	Parrish, Lane	CAPE	41-10
8	Powell, Rachel	GNG	41-00
9	Allen, Hannah	CAPE	36-11
10	Keith, Bridgett	OOB	35-10
11	Jordan, Arden	GNG	35-07

Event 72 Boys Javelin Throw

Pos	Name	School	Seed	Mark
-----	------	--------	------	------

Flight 1 of 6 Finals

1	Higgins, Jon	GRE	154-10
2	Collins, Micha	TRP	154-00
3	Parenteau, Ale	GRE	151-10
4	Kowalsky, Anc	FAL	150-03
5	Tuttle, Brandon	FAL	147-00
6	Fox, Kyle	FRYE	145-10
7	Bennett, Nick	GNG	143-09
8	Healey, Adam	SVHS	142-08
9	Burgess, Mich	GRE	141-02
10	Woodford, Car	POL	141-00

Flight 2 of 6 Finals

1	Hanscom, Chri	POL	139-11
2	Sprague, Jeff	SVHS	138-11
3	Fellows, Jack	GRE	132-07
4	Whalen, Tony	POL	127-00
5	Horr, Zeth	GNG	126-03
6	Kingry, Matt	FAL	125-08
7	Moulton, Garre	WELL	25-07.75
8	Moody, Jake	POL	122-00
9	Diffin, Nate	YORK	120-00
10	Labbe, Conrad	POL	119-00

Flight 3 of 6 Finals

1	Pitman, Riley	FRYE	118-07
2	Hodgkins, Dus	WELL	118-05
3	Dulac, Nic	TRP	117-09
4	Martin, James	CAPE	116-02
5	Large, Hans	SVHS	114-10
6	Hamerski, Pau	CAPE	114-06
7	Corvin, Ken	SVHS	114-06
8	Buchanan, Ale	FAL	114-06
9	Wyman, Ethan	GRE	113-06
10	Mitchell, Ryan	TRP	112-08

Flight 4 of 6 Finals

1	LaBarge, Garre	LRHS	112-07
2	O'Toole, Tomn	YARM	112-07
3	Hill, Marc	GNG	110-07
4	Watson, Nick	SVHS	110-05
5	Stachowiak, A	CAPE	109-10
6	Abendroth, Za	WELL	109-02
7	Stash, James	GNG	108-11
8	Greenier, Chan	YORK	107-10
9	Pinette, Will	CAPE	104-10
10	Bruni, Andy	FAL	103-00

Flight 5 of 6 Finals

1	Bowen, Colby	GNG	101-08
2	Hewitt, Chase	CAPE	94-02
3	Pacetti, Max	FAL	94-00
4	Cyr, Mason	FREE	92-02
5	Field, Robert	NYA	89-02
6	Peterson, Justu	LRHS	85-10
7	Bleier, Michae	WELL	84-11.75
8	McColl, Logan	TRP	83-09
9	Kilburn, Sean	SVHS	77-06
10	Burgess, Philli	GNG	75-02

Flight 6 of 6 Finals

1	Segalla, Brian	YORK	71-07
2	Glatzer, Caleb	SVHS	70-00
3	Ray, Ethan	FRYE	69-09
4	Mata, Gabe	YORK	65-09
5	Finn, Tony	YORK	62-09
6	Hamilton, Con	OOB	62-03
7	Rhoda, Dylan	OOB	58-04
8	Tucci, Casey	OOB	58-00
9	Scales, Alex	POL	55-07.50

Event 73 Girls Discus Throw

Pos	Name	School	Seed	Mark
-----	------	--------	------	------

Flight 1 of 6 Finals

1	Hagelin, Laura	GNG	ND
2	Yim, Nicole	CAPE	38-10
3	Dixey, Tasha	WELL	44-04
4	Gorham, Tanik	GNG	48-03
5	Wheeler, Jacly	GRE	49-09
6	Johnson, Ashle	GNG	51-08
7	Howard, Rina	TRP	52-09
8	Harrison, Emil	NYA	53-01.50
9	Gillibrand, Bri	YORK	53-02
10	Keith, Bridgett	OOB	53-08
11	Sailor, Stephan	GNG	54-07
12	Bottomley, De	CAPE	54-09

Flight 2 of 6 Finals

1	Bond, Victoria	LRHS	57-03
---	----------------	------	-------

Flight 3 of 6 Finals

1	Hemond, Nico	POL	58-06
2	Wilcox, Kelsey	LRHS	59-00
3	Paulson, Rickh	GNG	59-02
4	Vogel, Abby	YARM	61-09
5	Penrod, Emily	FAL	62-03
6	Drouin, Carrisa	GNG	62-08
7	Dunn, Cassie	SVHS	63-02
8	Buzzell, Calli	LRHS	63-10
9	Thomas, Carol	GRE	64-04
10	Thurston, Bria	GRE	65-02

Flight 4 of 6 Finals

1	Wallingford, K	POL	65-06
2	Paradise, Matti	WELL	65-09
3	Hook, Molly	SVHS	66-07
4	O'Reilly, Alex	NYA	69-08
5	Wiley, Mary	GNG	70-03
6	Morton, Corey	LRHS	70-06
7	O'Brien, Britta	WELL	71-11
8	Boyd, Audrey	FRYE	72-00
9	Day, Kaitlyn	SVHS	73-08.50
10	Lorrey, Selena	TRP	74-00

WESTERN MAINE CONFERENCE - 5/29/2010

5/29/2010

Meet Program

Flight 5 of 6 (Event 73 Girls Discus Throw)

1	Lentine, Katie	NYA	75-00
2	Masellas, Kayl	WELL	77-08
3	Contella, Linds	YORK	78-07
4	Detroy, Emily	GNG	79-05
5	Sawyer, Gwen	GRE	82-08
6	Frisbee, Hailey	TRP	82-10
7	Leavitt, Sierra	LRHS	84-02
8	Kimball, Amar	GNG	86-11
9	Heggie, Kather	FRYE	89-05
10	Balchunas, Bet	LRHS	89-06

Flight 6 of 6 Finals

1	Gearin, Michel	YORK	92-11.50
2	Campbell, Mic	GRE	95-00
3	Souza, Kathlee	FRYE	96-10.75
4	Sparks, Kate	FAL	97-05
5	Lundblad-Burr	FRYE	98-00
6	Storey, Cassidy	GRE	101-11
7	Werneth, Hann	GRE	103-01
8	Taylor, Niki	YORK	03-02.50
9	Serunian, Jenn.	FAL	111-04
10	Harrington, Ka	GRE	124-03

Event 74 Boys Discus Throw

Pos	Name	School	Seed	Mark
Flight 1 of 5 Finals				
1	Smith, Duncan	GNG	ND	
2	Fortin, Justin	GNG	32-00	
3	Cutting, Ashto	LRHS	32-02	
4	Snyder, Danny	CAPE	49-01	
5	Ray, Tyler	GNG	56-03	
6	Weaver, Will	TRP	59-02.50	
7	Andle, Josh	FAL	61-05	
8	Wetzel, James	GRE	63-06	
9	Nickerson, Chu	SVHS	65-11	
10	Robbins, Jack	GNG	69-06	
11	Richards, Jacob	GNG	72-03.50	

Flight 2 of 5 Finals

1	LaBarge, Garre	LRHS	75-03
2	Brown, Sam	FAL	75-09
3	Locklin, Nate	SVHS	77-00
4	Hardy, Anthon	NYA	79-01
5	Eaton, Matt	YORK	80-11
6	McCarthy, Nev	GRE	81-06
7	Rayder, Cam	NYA	82-09
8	Perrier Jr, Ryan	YARM	84-02.50
9	Hamerski, Pau	CAPE	84-10
10	Harrison, John	CAPE	85-06
11	Joshi, Shreyas	FAL	85-09

Flight 3 of 5 Finals

1	Kelley, Kyle	SVHS	85-11
2	Adams, Mike	POL	86-02
3	Frisbie, Dylan	GNG	87-03.50
4	Calnan, Rob	YORK	88-00
5	Godan, Scott	OOB	89-09
6	Kelsey, Alden	NYA	89-10
7	Pitman, Riley	FRYE	90-02
8	Perry, Christop	FRYE	92-00
9	Eastman, Seth	FRYE	94-07.75
10	Cameron, Alex	GRE	95-03

Flight 4 of 5 Finals

1	Corvin, Ken	SVHS	96-08
2	Chasse, Sam	SVHS	97-07
3	Edmiston, Cod	GNG	100-00
4	Babb, Connor	SVHS	100-11
5	O'Toole, Tomn	YARM	101-05
6	Prugar, Jared	YORK	105-00
7	Ryan, Shane	YARM	106-04
8	Peterson, Justin	LRHS	107-09
9	Stephenson, Bi	CAPE	109-11
10	Lamarca, John	TRP	111-05

Flight 5 of 5 Finals

1	Tomkinson, Ze	LRHS	112-04
2	Sheehan, Drew	YORK	12-07.50
3	Fellows, Jack	GRE	114-09
4	Anderson, Mik	SVHS	114-09
5	Goda, Brian	TRP	116-01
6	Fox, Kyle	FRYE	118-00
7	Benedict, Fran	POL	120-06
8	Woodford, Car	POL	124-00
9	Greenier, Chan	YORK	25-04.50
10	Burgess, Mich	GRE	128-00

Event 75 Girls Shot Put

Pos	Name	School	Seed	Mark
Flight 1 of 5 Finals				
1	Serunian, Jenn.	FAL	37-02.50	
2	Werneth, Hann	GRE	36-04.25	
3	Taylor, Niki	YORK	36-00.50	
4	Sparks, Kate	FAL	35-04.00	
5	Gearin, Michel	YORK	33-10.00	
6	Harrington, Ka	GRE	33-05.00	
7	Lee, Rachel	YORK	31-09.50	
8	Lundblad-Burr	FRYE	31-04.75	
9	Gushee-Kimba	FRYE	30-05.25	
Flight 2 of 5 Finals				
1	Storey, Cassidy	GRE	30-03.00	
2	Kimball, Amar	GNG	29-10.00	
3	Drouin, Carris	GNG	28-07.50	
4	Lorrey, Selena	TRP	28-01.00	
5	Frisbee, Hailey	TRP	27-05.00	
6	Detroy, Emily	GNG	27-03.50	
7	Tewell, Paige	YORK	27-03.00	
8	Gashi, Edona	LRHS	27-02.50	
9	Sawyer, Gwen	GRE	27-02.00	

Flight 3 of 5 Finals

1	Masellas, Kayl	WELL	26-11.00
2	Vogel, Abby	YARM	26-05.00
3	McGrail, Mary	YARM	26-03.50
4	Lentine, Katie	NYA	26-01.25
5	Tibbetts, Katel	FRYE	26-00.25
6	O'Brien, Britta	WELL	26-00.00
7	Frew, Keonia	SVHS	25-02.00
8	Hudson, Halei	WELL	25-00.00
9	Rogers, Jaime	NYA	24-08.00

Flight 4 of 5 Finals

1	Wong, Brittany	YORK	24-04.00
2	Cyr, Cyrina	LRHS	24-02.00
3	Hagerty, Maria	YARM	24-00.00
4	Cabading, Kaji	SVHS	23-08.50
5	Wallingford, K	POL	23-06.25
6	Petersen, Ellee	SVHS	23-04.50
7	O'Neil, Kelsey	GRE	22-09.50
8	Gray, Delaney	WELL	22-05.75
9	Christopher, K	YORK	22-01.25
10	Harrison, Emil	NYA	22-00.00

Flight 5 of 5 Finals

1	Scully, Morgar	NYA	21-06.50
2	Thompson, Jul	NYA	21-04.50
3	Allen, Hannah	CAPE	20-11.00
4	Paul, Michelle	GNG	20-07.00
5	Moulton, Sama	POL	20-01.00
6	St John, Amilia	NYA	19-05.75
7	Ross, Cassie	SVHS	19-03.00
8	Marston, Court	POL	17-09.00
9	LaChance, Ch	SVHS	17-01.50
10	Junkins, Heath	SVHS	16-11.50

Event 76 Boys Shot Put

Pos	Name	School	Seed	Mark
Flight 1 of 5 Finals				
1	Burgess, Mich	GRE	51-07.50	
2	Prugar, Jared	YORK	50-00.50	
3	Fellows, Jack	GRE	47-05.75	
4	Woodford, Car	POL	46-00.25	
5	Kowalsky, Anc	FAL	42-03.00	
6	Fox, Kyle	FRYE	41-04.00	
7	Sheehan, Drew	YORK	40-01.50	
8	Rayder, Cam	NYA	39-11.50	
9	Adams, Mike	POL	39-11.00	
10	Horr, Zeth	GNG	39-05.00	
Flight 2 of 5 Finals				
1	Cameron, Alex	GRE	39-00.00	
2	Greenier, Chan	YORK	38-08.50	
3	Whittier, Davi	POL	38-03.00	
4	Pelkie, Scott	FRYE	37-10.25	
5	Lamarca, John	TRP	37-02.00	
6	Beals, Evan	WELL	36-10.00	
7	Benedict, Fran	POL	36-07.50	
8	Quintal, Came	GNG	36-03.25	
9	St. Denis, Miel	YORK	35-10.00	
10	Babb, Connor	SVHS	35-09.50	

WESTERN MAINE CONFERENCE - 5/29/2010

5/29/2010

Meet Program

Flight 3 of 5 (Event 76 Boys Shot Put)

1	Stephenson, Bi	CAPE	35-08.25
2	Godan, Scott	OOB	35-05.00
3	Corvin, Ken	SVHS	34-08.00
4	McDonald, Jac	CAPE	34-06.00
5	Perrier Jr, Rya	YARM	33-11.00
6	Chasse, Sam	SVHS	33-09.50
7	Peterson, Justii	LRHS	33-06.00
8	Powers, JJ	POL	33-04.75
9	Goda, Brian	TRP	33-00.50
10	Harrison, John	CAPE	32-04.00

Flight 4 of 5 Finals

1	Dolat, Brian	GRE	31-07.50
2	Edwards, Andr	FAL	31-06.75
3	Field, Robert	NYA	30-06.75
4	Hardy, Anthon	NYA	30-06.00
5	Grandchamp, J	GRE	30-03.00
6	York, Derek	POL	30-00.00
7	LaBarge, Garrc	LRHS	29-10.00
8	Weaver, Will	TRP	29-10.00
9	Propp, Matt	CAPE	28-08.75
10	Gray, Spencer	WELL	28-00.50

Flight 5 of 5 Finals

1	Larkins, Will	FREE	27-07.00
2	Rickards, Com	GNG	27-01.25
3	Nelson, Xande	FAL	26-08.00
4	Scales, Sam	POL	26-05.00
5	Valliere, Jeff	OOB	26-04.00
6	Brown, Will	GRE	25-08.25
7	Whited, James	GRE	23-11.50
8	Mata, Rafael	YORK	23-05.00
9	Goyette, Nelso	POL	23-00.00
10	Warnquist, Tex	YORK	22-08.50
11	Wilson, Jake	CAPE	21-10.00

Event 77 Girls Pole Vault

Pos	Name	School	Seed	Mark
Flight 1 of 1 Finals				
1	Applegarth, Ca	POL		NH
2	Mitaly, Jessica	GNG		NH
3	Harmer, Brean	GRE		NH
4	Barry, Deanna	GRE		NH
5	Brinker, Lily	GRE		NH
6	Ball, Deirdre	POL		NH
7	Pelkey, Robin	GNG		NH
8	Moody, Johanr	POL	5-06.00	
9	Hunter, Abbie	GRE	5-06.00	
10	Smith, Megan	FAL	5-06.00	
11	Kuhn, Natalie	FAL	5-06.00	
12	Hutchinson, Bi	GNG	6-00.00	
13	Gamache, Dea	WELL	6-00.00	
14	Berube, Paige	GNG	6-00.00	
15	Labrecque, Jen	GNG	6-00.00	
16	Campbell, Ray	GNG	6-00.00	
17	Myers, McKen	FAL	6-00.00	
18	Ray, Bethany	GNG	6-06.00	
19	Robbins, Natal	GNG	6-06.00	
20	Oberg, Nina	GRE	6-06.00	
21	Lyden, Cora	GRE	6-06.00	
22	Hachborn, Lia	NYA	6-06.00	
23	Kluge-Edward	LRHS	6-06.00	
24	Button, Kylie	YORK	7-00.00	
25	Gibson, Hilary	NYA	7-00.00	
26	Morganstern, C	FAL	7-00.00	
27	Gullikson, Jam	FRYE	8-00.00	
28	Webster, Amy	FAL	8-00.00	
29	Bonnevie, Abb	GRE	8-00.00	
30	Curato, Emily	GRE	8-03.00	
31	Staples, Evelyn	SVHS	8-06.00	

Event 78 Boys Pole Vault

Pos	Name	School	Seed	Mark
Flight 1 of 1 Finals				
1	Smith, Kyle	GNG		NH
2	Moody, Jake	POL		NH
3	Warren, Alex	SVHS	7-00.00	
4	Helic, Josh	GNG	7-00.00	
5	Caron, Shaw	POL	7-06.00	
6	LaCombe, DJ	SVHS	7-06.00	
7	Theriahult, Justi	GNG	7-06.00	
8	Barton, Mitche	SVHS	7-06.00	
9	Galante, Dan	YORK	8-00.00	
10	Brown, Luke	LRHS	8-00.00	
11	Miller, Cole	SVHS	8-00.00	
12	Kendall, Evan	NYA	8-00.00	
13	Eldridge, Sam	GNG	8-00.00	
14	Libby, Jacob	YARM	8-00.00	
15	Bayer, Reilly	FAL	8-06.00	
16	Aalberg, Jeff	GRE	8-06.00	
17	Tomaszewski,	WELL	8-06.00	
18	Eklund, Evan	FAL	8-06.00	
19	Staples, Everet	SVHS	9-00.00	
20	Bartlett, Zack	LRHS	9-00.00	
21	Estes, Brad	SVHS	9-00.00	
22	Hovey, Justin	FAL	9-00.00	
23	Perkins, Garret	WELL	9-00.00	
24	Kent, Nick	WELL	9-06.00	
25	Kelsey, Alden	NYA	9-06.00	
26	Insko, Wes	YORK	9-06.00	
27	Chase, Cody	GNG	10-00.00	
28	Davis, Matt	GRE	10-06.00	
29	Regan, Cam	NYA	10-06.00	
30	Lawrence, Carl	SVHS	11-06.00	
31	Comeau, Dusti	SVHS	11-06.00	
32	Dejager, Mike	GNG	12-00.00	
33	Vacchiano, Ni	SVHS	12-06.00	
34	Bass, Jon	CAPE	13-07.00	

WESTERN MAINE CONFERENCE CHAMPIONSHIP

(6) places in each event- scoring 10-8-6-5-4-3-2-1) 10-8-6-4-2-1

9:00 AM Field Events:

Boys High Jump
Girls Long Jump
Boys Javelin
Girls Pole Vault
Boys Triple Jump
Girls Shot Put
Boys Discus

12:00 PM Field Events

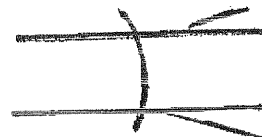
Girls High Jump
Boys Long Jump
Girls Javelin
Boys Pole Vault
Girls Triple Jump
Boys Shot Put
Girls Discus

Running Events: GIRLS

9:00 am 3200m Relay (4x800) 9:00 am
9:30 am 1600m Racewalk Final
9:55 am WELCOME
10:00am 100m Hurdle Semi (33")
10:30am 100m Semi Final
11:00 am 110m Hurdle Final (boys)
1:10 pm 100m Final
1:20 pm 1600m Final
2:05 pm 400m Relay (4x100)
2:25 pm 400m Final
2:55 pm 300m Hurdle (30")
3:20 pm 800m Final
3:55 pm 200m Final
4:25 pm 3200m Final
5:05 pm 1600m Relay (4x400)
5:30 pm AWARDS

Running Events: BOYS

3200m Relay (4x800)
1600m Racewalk Final
110m Hurdle Semi (39")
100m Semi Final
100m Hurdle Final (girls)
100m Final
1600m Final
400m Relay (4x100)
400m Final
300m Hurdle (36")
800m Final
200m Final
3200m Final
1600m Relay (4x400)



Javelin



path for athletes

Athletes' Village

portajohns
+ + +

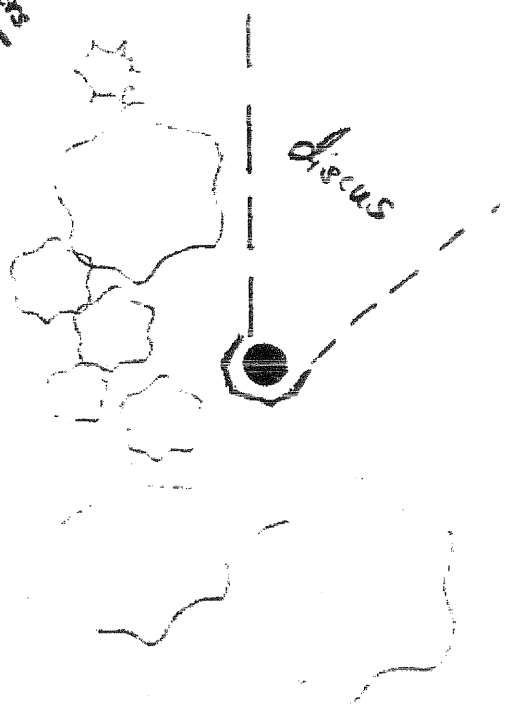


bleachers

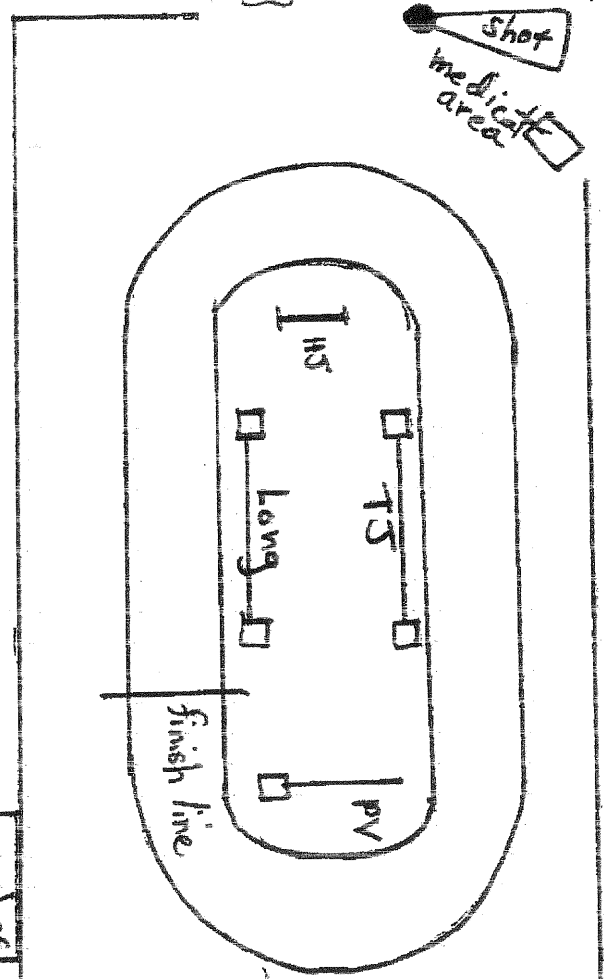


Shot

medic area



discus



1st

Long

TS

PV

finish line

path for athletes

bleachers

COACHES AREA

Cashier

main gate

resets
Portajohns
X X X

food

plastic
shirts
plastic
shirts

blue
shed

ribbons

FIELD EVENT OFFICIAL

- 1) Athletes must report by final call. If the event starts and the athlete has not reported/shown, they are not to be allowed to compete unless cleared by *head field judge.
- 2) Flights of 5 to 8 athletes
- 3) Double check your event sheet! Best performers last in long jump, triple jump, and discus trials. Best performers first in javelin and shot put events.
All events worst-to-best in finals.
“Five alive” in HJ/PV
- 4) Measurements: Record all attempts.
Discus - Recorded to the nearest lesser inch
Shot Put - Recorded to the nearest lesser 1/4 inch
Javelin - Recorded to the nearest lesser inch
Long Jump / Triple Jump - Recorded to the nearest lesser 1/4 inch
- 5) Starting Heights: BHJ 5’0”, GHJ 4’0”, BPV 7’0”, GPV 5’6”
- 6) One warm-up between flights
- 7) Under uniform: no t-shirts with lettering. School issued shorts.
- 8) Jewelry Rule: Jewelry shall not be worn by contestants. Medical alert medals are not considered jewelry and must be taped to the body and alert may be visible. Religious medals are not considered jewelry and must be worn under the uniform and taped to the body. A watch may be worn around the wrist.
- 9) Check implements for identifying mark. Some failed to pass inspection.
eg: Some 8lb shot puts, underweight implements, javelins with improper balance
- 10) 10 minute rule in effect. Be flexible with events (mile, 2mile) that can take athletes for longer periods of time. When an athlete leaves for another event, be certain to inform them that they must return immediately.
- 11) In prelims a thrower / jumper may take attempts in succession to accommodate departure to events. However they may not return after everyone else has participated and then take their attempts.
- 12) Know the league records for your event. Stop the event and notify *head field judge to check and confirm record measures.
- 13) Eight (8) score, nine (9) to finals.
- 14) After event, give results sheet to *head field judge, s/he will initialize it and forward it to the scorer.

*2010 Head Field Judge: Jack Hardy